


MONDRIAN™

ALIF

ANTERIOR LUMBAR INTERBODY FUSION SYSTEM

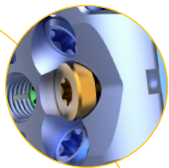
The MONDRIAN™ ALIF System is a titanium integrated plate and cage construct, featuring CTL Amedica's proprietary TiCro® surface technology. The implant is designed to provide anterior column stabilization and supplemental fixation, while accommodating a wide range of patient anatomies and surgical preferences.



CTL Amedica's proprietary & precisely machined TiCro® surface architecture offers greater surface area over predicates, significantly increasing bony endplate contact.

This unique and precisely machined surface architecture enhances bone interlocking properties, which may improve adhesion and impede migration.

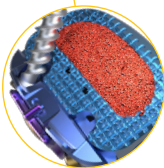
SYSTEM FEATURES




Proprietary screw locking mechanism



Supplementary screw blocking plate for additional reinforcement



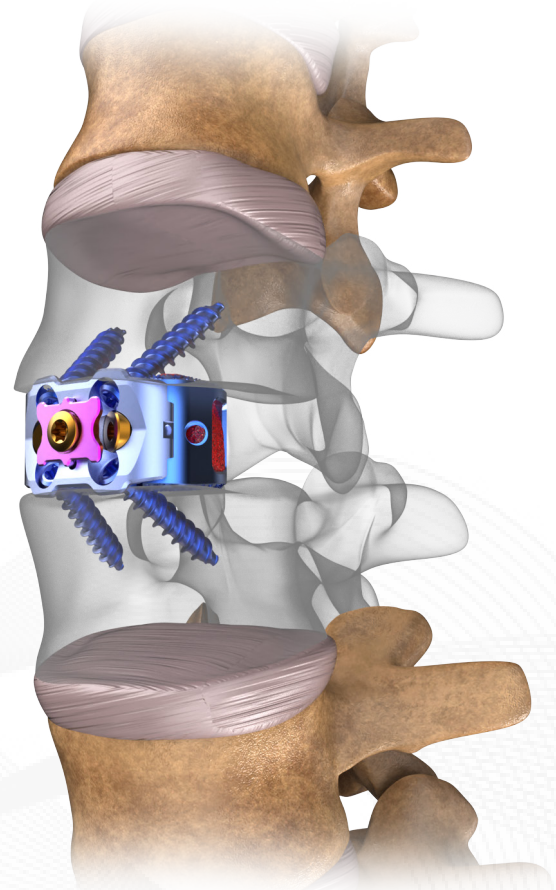
Large central chamber allows for maximum biological graft volume



Hyperlordotic cage offerings available for complex corrections



Multiple screw plate configurations for greater operative versatility



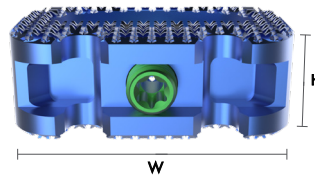
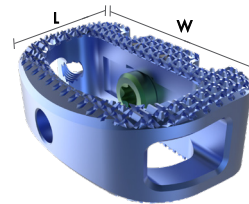

MONDRIAN™ ALIF SYSTEM SPECIFICATIONS



MONDRIAN™ ALIF TITANIUM CAGES

W34xL23

Part Number	Height(mm)
9°	
120.1311	11
120.1313	13
120.1315	15
120.1317	17
15°	
120.1351	11
120.1353	13
120.1355	15
120.1357	17
20°*	
120.1373	13
120.1375	15
120.1377	17
120.1379	19



*Additionally available upon request

W39xL26


Part Number	Height(mm)
9°	
120.1513	13
120.1515	15
120.1517	17
120.1519	19
15°	
120.1553	13
120.1555	15
120.1557	17
120.1559	19
20°*	
120.1575	15
120.1577	17
120.1579	19
120.1581	21

*Additionally available upon request

MODULAR PLATES

2-HOLE

Part Number	Height(mm)
120.3211	11



4-HOLE

Part Number	Height(mm)
120.3213	13
120.3215	15
120.3217	17
120.3219	19
120.3221*	21

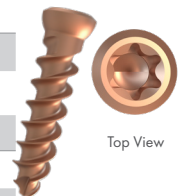


*Additionally available upon request

SCREW MEASUREMENTS

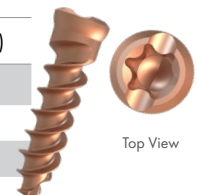
VARIABLE ANGLE

Diameter(mm)	Part Number	Length(mm)
5.0	120.2120	20
	120.2125	25
	120.2130	30
5.5	120.2225	25
	120.2230	30
	120.2235	35



FIXED ANGLE*

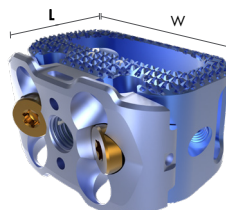
Diameter(mm)	Part Number	Length(mm)
5.0	120.2320	20
	120.2325	25
	120.2330	30



*Additionally available upon request

CAGE/PLATE CONSTRUCT DIMENSIONS

Size	Footprint (mm)
Large	W39xL31
Small	W34xL28



SUPPLEMENTARY BLOCKING CAP

Part Number
120.2110

